

# GreenLane

– fast tracking value and resilience  
in industrial wood supply

Dag Fjeld & team GreenLane



**NIBIO**

NORSK INSTITUTT FOR  
BIOØKONOMI



**SKOGFORSK**



ForestValue

# Background

*Forest industries depend on a stable year-round supply of even log quality. GreenLane focuses on value-tracking to develop managerial responses for improved mill customer value in the face of challenging climate scenarios.*



# GreenLane

**Goal** - Develop a *virtual supply chain laboratory environment* enabling value-tracking and interactive testing of harvesting and transport responses to challenging climate scenarios.

**Focus** - on implementing weather-driven models for wood quality and availability.



**Output** –Best-practice guidelines for managerial response that improve the resilience of wood supply systems

# MultiStrat → GreenLane

*GreenLane* builds on the frameworks, parameters and simulation model architectures established in *Era-Net MultiStrat*\*



\*Multimodal strategies for greener and more resilient wood supply.

# GreenLane/MultiStrat group

## Oceanic

- NIBIO (L.R.Gobakken, D.Fjeld)
- AllSkog Forest Owners Assoc.

## Sub-Artic

- Skogforsk (K.Westlund, L.Wilhelmsson, P.Jönsson, L.Eliasson)
- Norra Forest Owners Assoc.

## Continental

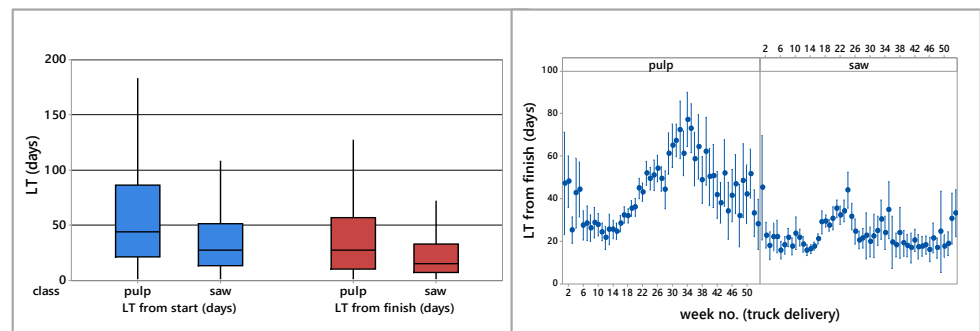
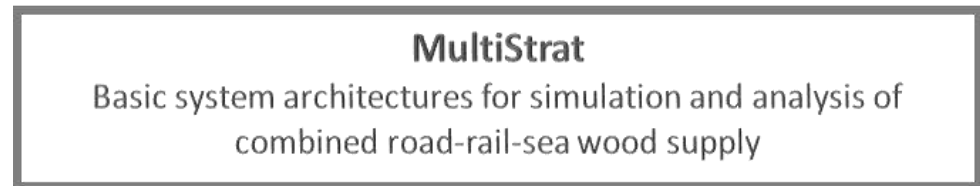
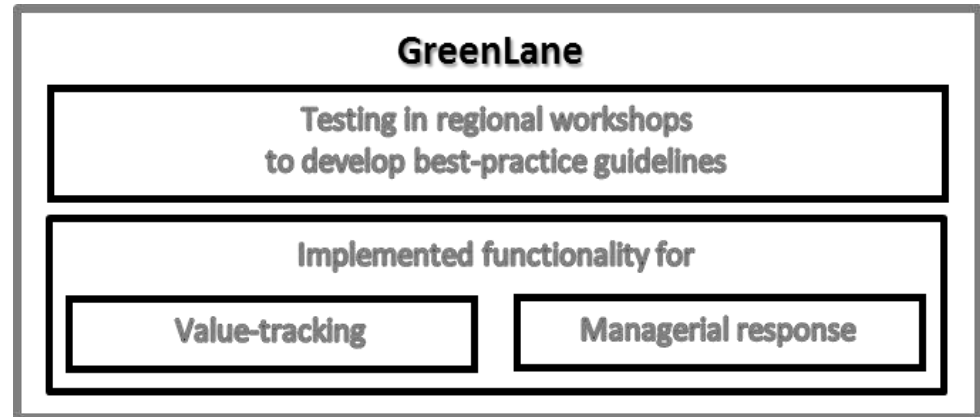
- BOKU (P.Rauch, C.Kanzian, T.Kirisits)
- Austrian Federal forests (Öbf)



# GreenLane value-tracking

Updated **value-tracking module** with extended functionalities for managerial response.

**Lead-time (LT) tracking** of logs from harvesting to mill delivery, wood quality deterioration according to storage conditions (weather) and duration, at each position in the supply chain.

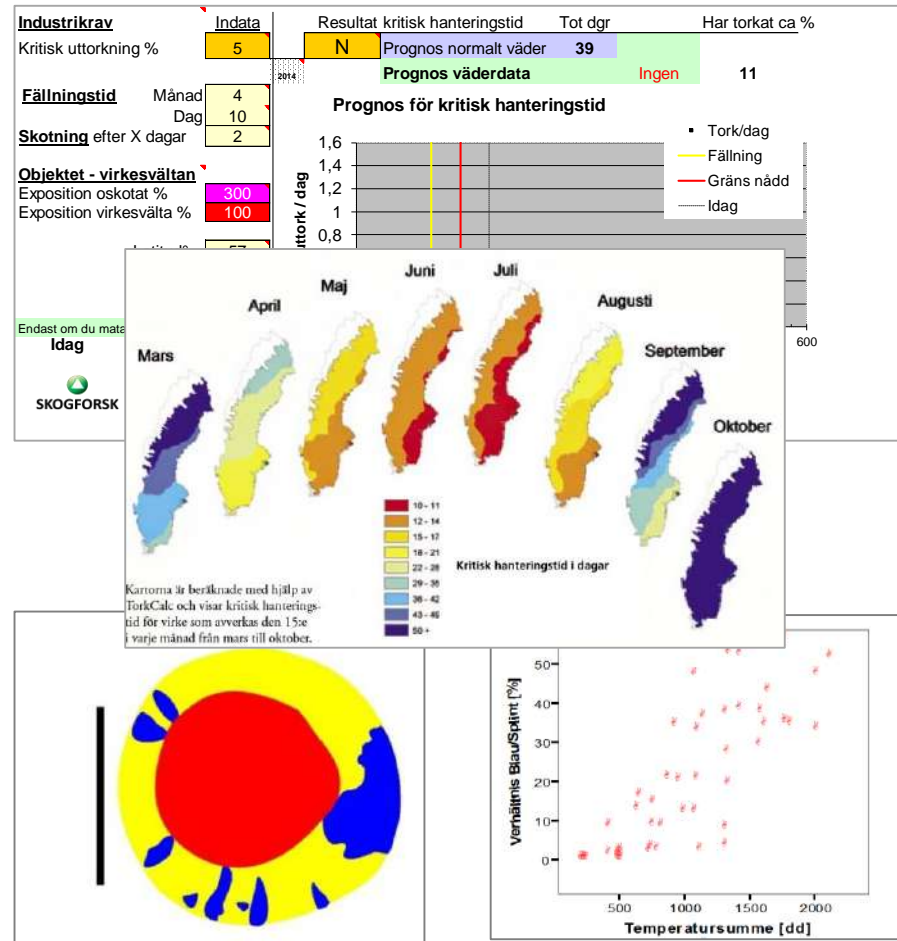


# GreenLane value-tracking

## WP 2 – Value tracking

The simulation architecture provides the time line for value-tracking of entities.

One key element is the interactive effects between temperature, precipitation, humidity and storage conditions on wood deterioration.





# Putting it together

WP	2019				2020				2021	
	Q1	Q2	Q3	Q4	Q1	Q2	Q3	Q4	Q1	Q2
WP 1 - Basic architecture	T1.1									
	T1.2									
	T1.3 Wood flow data extension									
WP 2 - Value tracking		T2.1								
		T2.2 Value prediction models								
WP 3 - Managerial response		T3.1								
		T3.2 Managerial response sub-models								
WP 4 - Regional test cases						T4.1 Continental model				
						T4.1 Sub-arctic model				
						T4.3 Oceanic model				
WP 5 –Exploitation, dissemination, communication									T5.1 Workshops	
										T5.2
WP 6 – Project management										







**NIBIO**

NORSK INSTITUTT FOR  
BIOØKONOMI



**SKOGFORSK**



ForestValue